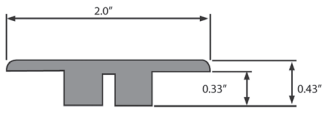


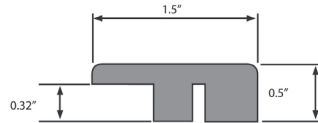
## transition moldings

Transition moldings (3/8") are used to give a beautiful finished appearance to your Marmoleum Click installation. There are a variety of transitions available to join Marmoleum Click to Marmoleum Click or other flooring that is the same exact height, Marmoleum Click to other flooring materials of different heights, and Marmoleum Click to fixed objects, stairs, or vertical surfaces.



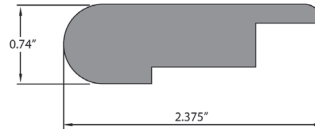
### t-mold

Used to bridge two areas of flooring that are the exact same height. The T-Molding overlaps the exposed edges of the Marmoleum Click and is secured only to the subfloor, never to the flooring itself. Generally this trim is used as the transition piece between rooms, or as the expansion piece for areas that exceed 26 ft. in length.



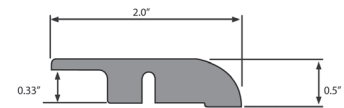
### overlap squarenose

Used where Marmoleum Click transitions to carpeting, or various vertical surfaces where the edge will be exposed, such as along a fireplace.



### overlap stairnose

Used to finish stair edges or step-down applications.



### overlap reducer

Used to create a smooth transition between Marmoleum Click and a floor of a different height. Also used to protect exposed edges of the panel from foot traffic damage.

**NOTE:** An expansion joint also has to be provided if the surface to be covered is longer or wider than 26'. This expansion joint should be covered with a "T" shaped profile. The same applies in the area of doors, connecting passageways and polygonal-shaped rooms. In general, adjacent rooms must be separated with a "T" molding. Use an overlap reducer to transition to adjacent, lower lying areas or floor coverings. An overlap end profile is ideal for clean finishes of the flooring in front of higher, adjacent sills, tiles or other raised floors. An adequate gap must also be provided at door frames or wooden door frames cut short. To do this, place a loose panel against the door frame with the Marmoleum side facing downward, and saw the frame off along the panel.



## ambering

Marmoleum is made from natural materials and many of its most desirable performance attributes (durability, anti-microbial properties) are the result of the continued oxidation of the linseed oil over its life. During the manufacturing process this oxidation may result in a yellowish cast, known as ambering, on the product when it is initially taken out its packaging. This visual discoloration is only TEMPORARY. When exposed to light, the ambering disappears. The process may take only a few hours in bright sunlight but longer with artificial light. Applying a finish over the ambering makes NO difference – it will still disappear with exposure to light.